

Drakos MP Series Submersible Pump

Drakos Submersible Pump utilizes the latest technology designed for economical and reliable pumping of sewage from commercial, industrial or civil sources.

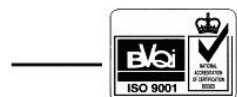
It is suitable for clear and wastewater, rain water, living water containing solid grains and for medium contains fibrous material,

The pump can be installed in automatic type with separate pedestal or portable style.

Drakos MP Series Submersible Pump come with rotary lobe and stationary ring before impeller for grinding and it is best use for the wastewater with large solids.

Pump Features

Name	Description
Motor	IP68, F class insulation, 50 or 60 Hz, single or three phase. Thermal sensor for each phase.
Impeller	Open channel or vortex impeller, static and dynamic balance, and for grinder pump, it has rotary lobe before impeller.
Mechanical Seal	Double highly quality sealing unit using a tungsten carbide vs silicon carbide. Independent of direction of rotation and resistant to temperature shock.
Bearing	Lubricated for life maintenance - free ball bearing, generally NSK brand.
Shaft	Strictly static and dynamic balance checks to ensure the smooth operation.
Cable	Separate, water pressure tight encapsulated connection chamber, cable inlet with strain relief and anti sink protection.
Protection	With DI sensor located in oil chamber, it will detect any moisture before enter into the motor chamber from the shaft seal and give you timely warning about the problem occurred.



DRAKOS - POLEMIS S.A.
PUMP MANUFACTURERS


Kryoneri - Athens - Greece

Material

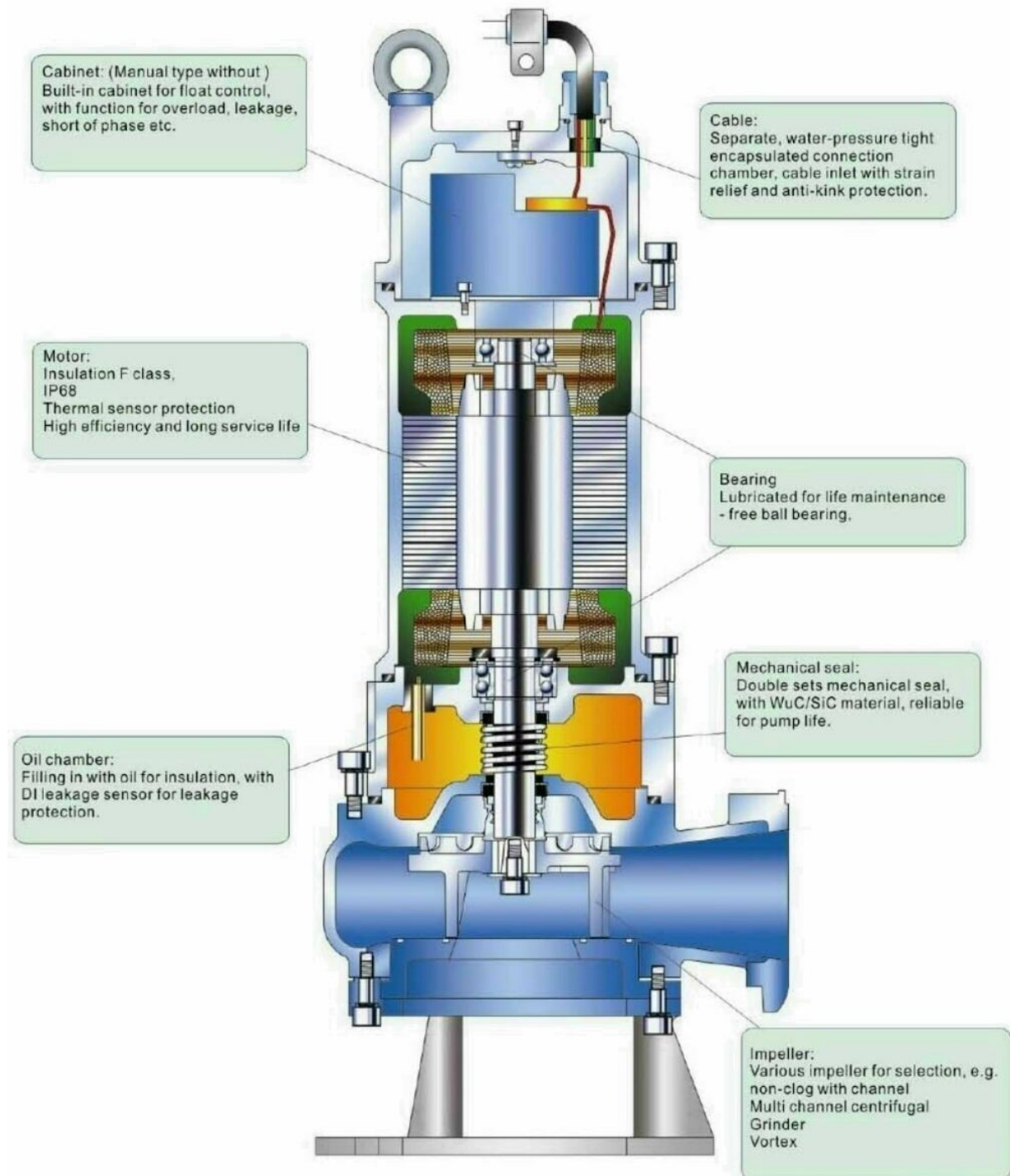
Specification	Material
Motor casing	Cast iron GG25
Volute	Cast iron GG25
Bottom plate	Cast iron GG25
Shaft	Stainless steel SS420
Impeller	Cast iron GG25
Mechanical seal	WuC / SiC
Fasteners	Galvanized steel
Cable	H07 RN – F
O-ring	H07 RN – F

Definition of Model

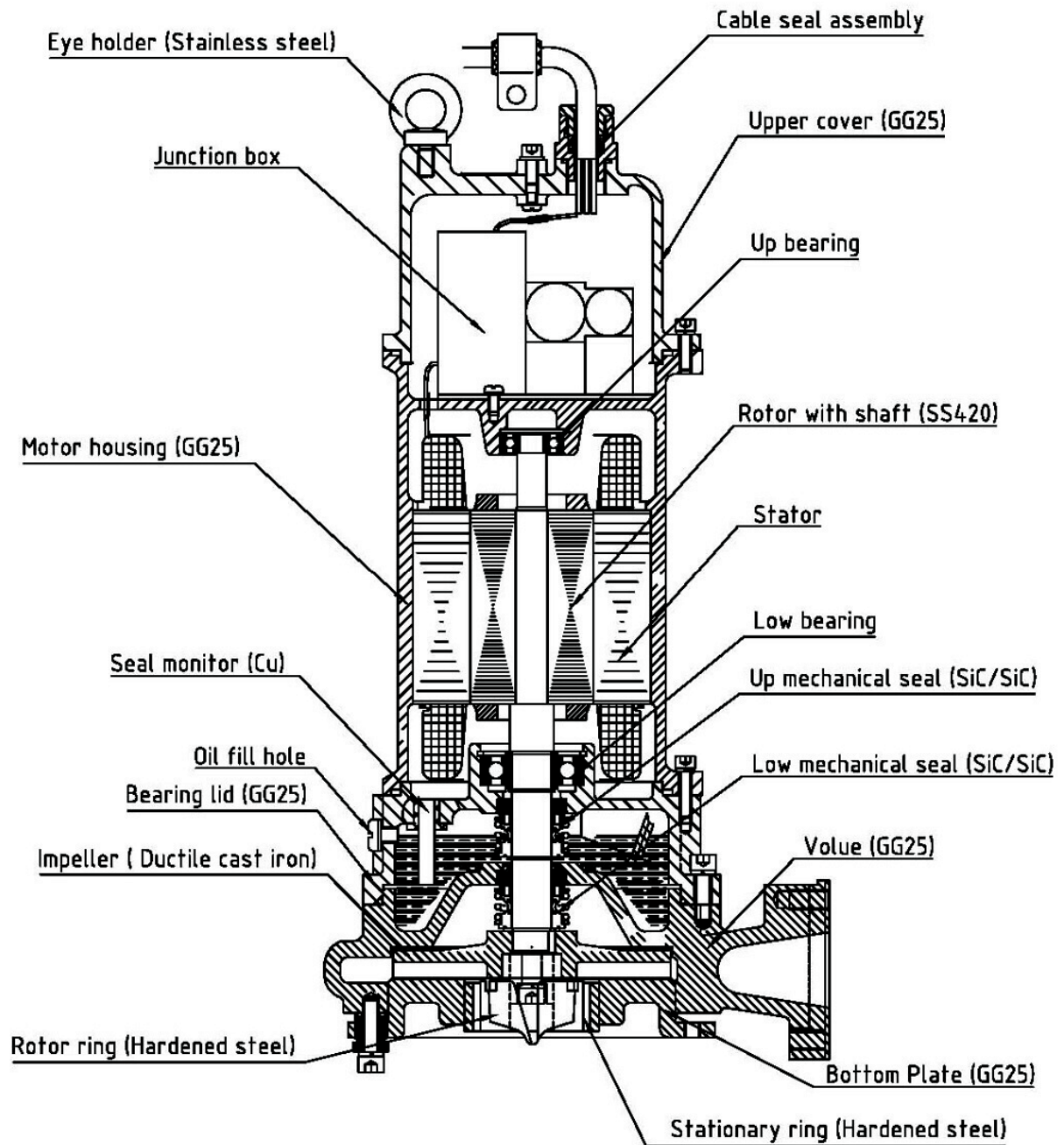
MP E(S) 100 - 2 H (A)



Features of MP Series Submersible Pump



Structure Drawing of MP Series Submersible Pump



MP Series Submersible Grinder Pump Technical Data

Type	Flow (m ³ /h)	Head (m)	Power (kW)	Current (A)	Speed (rpm)	Phase	Outlet (mm)	Wt. (kg)
MPE75-2H(A)	3.5	18	0.75	2.9	2850	3	32	30
MPS75-2H(A)				5.65		1		
MPE100-2H(A)	4	20	1.0	3.2		3		32
MPS100-2H(A)				7.5		1		
MPE150-2H(A)	7	20	1.5	4.3		3		33
MPS150-2H(A)				9.5		1		
MPE220-2H(A)	9	25	2.2	4.9		3	50	52
MPE300-2H(A)	9	27	3.0	6.4				52
MPE400-2H(A)	10	38	4.0	8.2			75	
MPE550-2H	25	28	5.5	12			65	185
MPE750-2H	25	34	7.5	16				

Note: Current are in power 415V/3Ph/50Hz or 230V/1Ph/50Hz



MP Series Submersible Grinder Pump Selection Chart

